

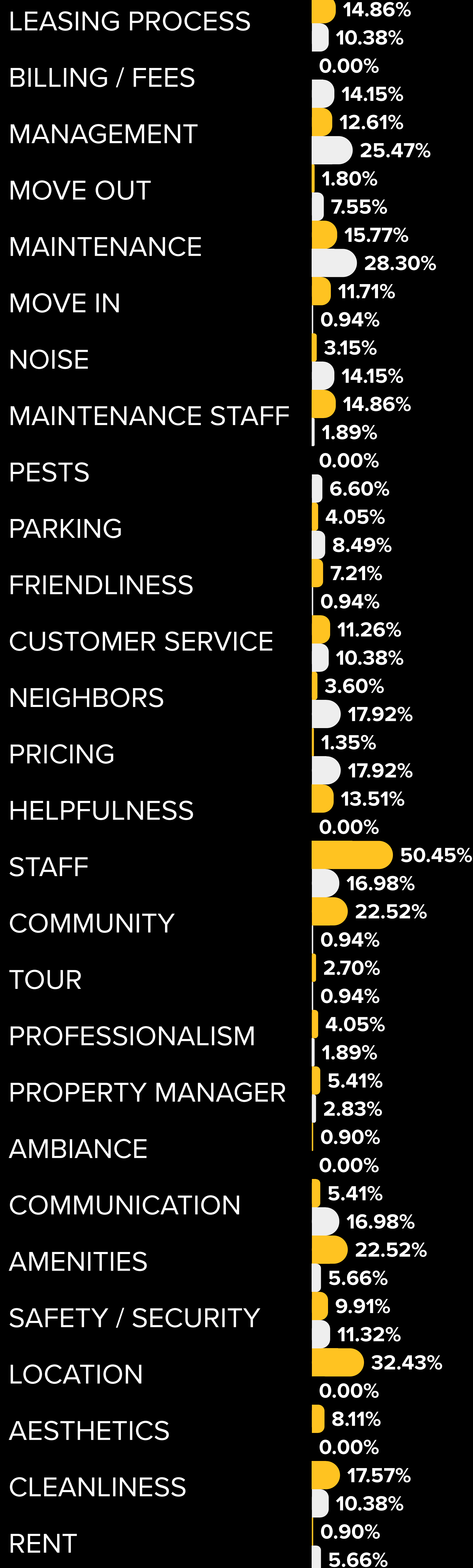


# LEGEND MANAGEMENT GROUP

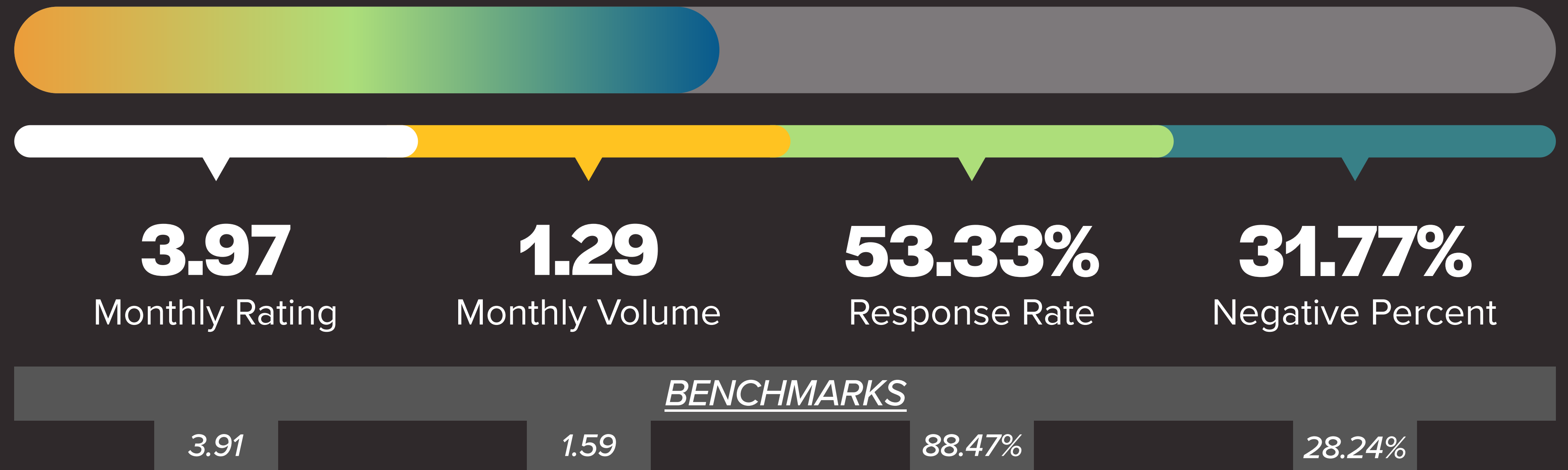
## TOPIC COMPARISON TABLE

Percentage of reviews impacted by each topic being mentioned.


 POSITIVE REVIEWS  
 NEGATIVE REVIEWS




# HEALTH SCORE: 45.74%




## TOUR



## MOVE-IN



## MAINTENANCE



## RENEWAL



## MOVE-OUT



## MINIMIZE NEGATIVITY

\*The 7 topics most often mentioned in **negative** reviews. Below benchmark is preferred, meaning the group has fewer negative mentions of each topic.

MAINTENANCE	-18.9% below benchmark	
MANAGEMENT	-11.7% below benchmark	
COMMUNICATION	-24.7% below benchmark	
STAFF	-16.9% below benchmark	
SAFETY/SECURITY	-26.9% below benchmark	
BILLING/FEES	+26.1% above benchmark	
PARKING	-22.4% below benchmark	

## MAXIMIZE POSITIVITY

\*The 7 topics most often mentioned in **positive** reviews. Above benchmark is preferred, meaning the group has more positive mentions of each topic.

STAFF	-25.6% below benchmark	
LOCATION	+129.4% above benchmark	
MAINTENANCE STAFF	+7.3% above benchmark	
MAINTENANCE	+14.9% above benchmark	
AMENITIES	+69.4% above benchmark	
HELPFULNESS	+12.4% above benchmark	
AESTHETICS	-26.2% below benchmark	

## TOP 5 TOPICS ABOVE BENCHMARK

These are **your** standout topics. Of the 49 topics Widewail studied, your group outperforms industry benchmarks in these topics by a significant margin.

UNIT CONDITION	Mentioned in 14% of positive reviews	+446.3% above the industry benchmark
NEIGHBORHOOD	Mentioned in 10.8% of positive reviews	+378.1% above the industry benchmark
SAFETY/SECURITY	Mentioned in 9.9% of positive reviews	+203.3% above the industry benchmark
COMMUNITY	Mentioned in 22.5% of positive reviews	+188.9% above the industry benchmark
EVENTS	Mentioned in 7.2% of positive reviews	+135% above the industry benchmark